




WELLNESS INCENTIVE PROGRAM

Get \$100 for making healthy steps

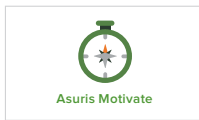


Three steps to earn your electronic gift card

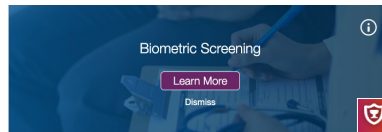
Step 1: Complete your health assessment.



To take the assessment, sign in on **asuris.com** and go to Asuris Motivate through your Member Dashboard. If you don't have an **asuris.com** account, set that up first.



Step 2: Complete your biometric screening.



Asuris Motivate will connect you to Quest Diagnostics, where options for screenings are provided.

Note: The registration key is **MetallicProgram** (no space, case-sensitive).

Step 3: Self-claim your \$100 electronic gift card.



Sign in, go to Asuris Motivate and self-claim your gift card code by the end of your plan year.

You must complete activities within three months after your employer-provided health plan's effective date.



Asuris Northwest Health
528 East Spokane Falls Boulevard, Suite 301
Spokane, WA 99202

ANH-325464-20/04-POSTER
© 2020 Asuris Northwest Health

Asuris complies with applicable Federal civil rights laws and does not discriminate on the basis of race, color, national origin, age, disability, or sex. ATENCIÓN: si habla español, tiene a su disposición servicios gratuitos de asistencia lingüística. Llame al 1-888-232-8229 (TTY: 711). 注意：如果您使用繁體中文，您可以免費獲得語言援助服務。請致電 1-888-232-8229 (TTY: 711).